

KOLARC

BUILDING THE FUTURE



Robotic Interface
Digital and IO available
for all XT Series



XT400

ACDC W Pulse



XT400 W

Pulse



TECHNICAL SPECIFICATIONS

Input Voltage
Mains Voltage Tolerance
Minimum Welding Current
Maximum Welding Current
TIG Duty Cycle, 40°C
MMA Duty Cycle, 40°C
Open – Circuit Voltage
Weight
Standard Accessories

Dimensions (L, B, H)

Certification

400 V
- 10 % / + 15 %
5 A
400 A
400 A %45, 350 A %60, 300A %100
400 A %45, 350 A %60, 300A %100
90 V
Liquid Cooled 94 kg
3 m Power Cable (4 x 4 mm²)
3 m Earth Clamp (50 mm²)
Gas Hose (1.5 m)
XT19 Remote Controlled Torch
W 532mm x 974mm x 860mm
CE

400 V
- 10 % / + 15 %
5 A
400 A
400 A %45, 350 A %60, 300A %100
400 A %45, 350 A %60, 300A %100
90 V
Liquid Cooled 94 kg
3 m Power Cable (4 x 4 mm²)
3 m Earth Clamp (50 mm²)
Gas Hose (1.5 m)
XT19 Remote Controlled Torch
W 532mm x 974mm x 860mm
CE

XT270

Pulse



400 V

- 10 % / + 15 %

5 A

270 A

270 A %45, 225 A %60, 180 A %100

270 A %45, 225 A %60, 180 A %100

90 V

Air Cooled 12 kg

4 m Power Cable (4 x 2.5 mm²)

3 m Earth Clamp (50 mm²)

Gas Hose (1.5 m)

XT27 Remote Controlled Torch

175mm x 493mm x 310mm

CE

XT220

Pulse



230 V

- 10 % / + 15 %

5 A

190 A

170 A %45, 110 A %60, 90A %100

170 A %45, 110 A %60, 90A %100

75 V

Air Cooled 27 kg

3m Power Cable (3 x 2.5 mm²)

3 m Earth Clamp (16 mm²)

Gas Hose (1.5 m)

-

175mm x 493mm x 310mm

CE

XT200

Pulse



230 V

- 10 % / + 15 %

5 A

190 A

170 A %45, 110 A %60, 90A %100

170 A %45, 110 A %60, 90A %100

75 V

Air Cooled 27 kg

3m Power Cable (3 x 2.5 mm²)

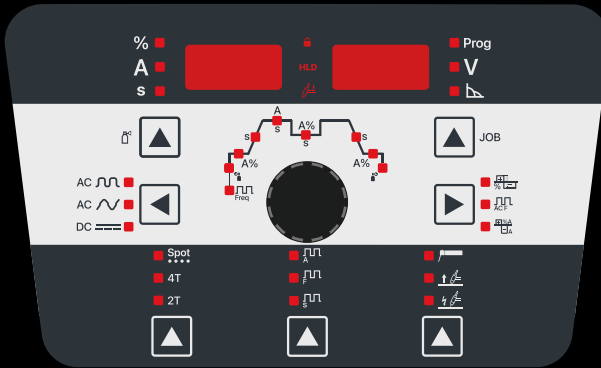
3 m Earth Clamp (16 mm²)

Gas Hose (1.5 m)

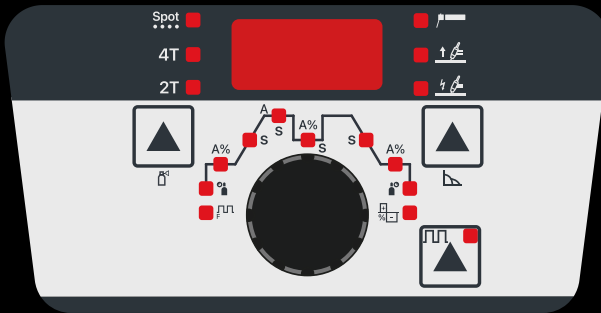
-

175mm x 493mm x 310mm

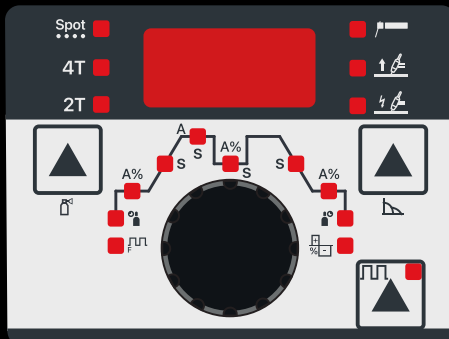
CE



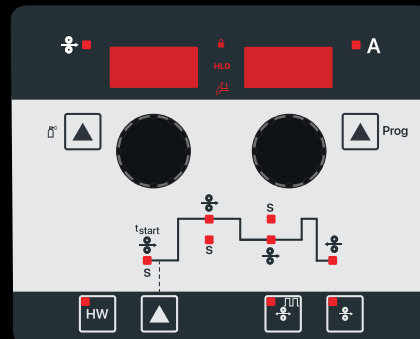
XT400 ACDC W



XT220-XT270



XT200



XT4

